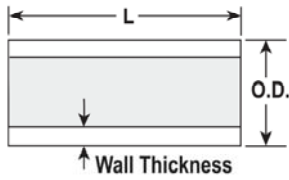




Drain, Waste & Vent (DWV) Technical DWV Pipe Dimensions & DWV Dimensions

Schedule 40 Pipe

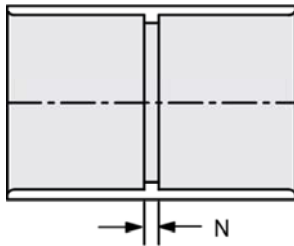
20" Lengths



Part Number	Size	L	AVG.O.D.	Minimum Wall
PD-400-012	1-1/4	20	1.660	.140
PD-400-015	1-1/2	20	1.900	.145
PD-400-020	2	20	2.375	.154
PD-400-030	3	20	3.500	.216
PD-400-040	4	20	4.500	.237
PD-400-060	6	20	6.625	.280
PD-400-080	8	20	8.625	.322
PD-400-100	10	20	10.750	.365
PD-400-120	12	20	12.750	.406
PD-400-140	14	20	14	.437
PD-400-160	16	20	16	.500

P100 Coupling

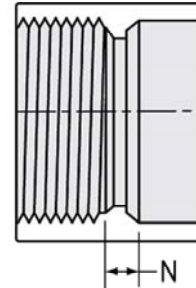
H x H



Part Number	Size	N
P100-015	1-1/2	1/8
P100-020	2	1/8
P100-030	3	1/8
P100-040	4	1/4
P100-060	6	1/4
P100-080	8	1/4
P100-100	10	3/8
P100-120	12	3/8
P100-140	14	3/8

P101 Female Adapter

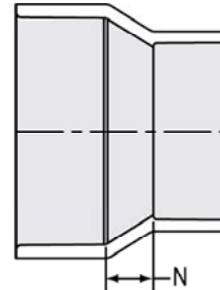
FPT x H



Part Number	Size	N
P101-015	1-1/2	1/4
P101-020	2	1/4
P101-030	3	5/16
P101-040	4	3/8
P101-060	6	3/8

P102 Pipe Increaser - Reducer

H x H

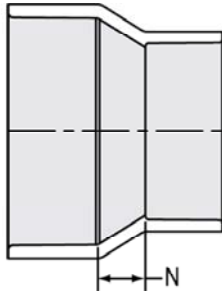


Part Number	Size	N
P102-251	2X1-1/2	11/16
P102-337	3X1-1/2	1- 3/32
P102-338	3X2	15/16
P102-420	4X2	1- 3/8
P102-422	4X3	15/16
3729-528*	6X2	4- 5/8
3729-530*	6X3	6- 7/16
P102-532	6X4	1- 7/16
P102-582	8X4	2-3/8
P102-585	8X6	1- 3/8
3729-624*	10X4	9- 3/4
P102-626	10X6	2- 1/4
3729-626*	10X6	5-3/4
P102-628	10X8	1- 5/16
3729-661*	12X2	16- 3/4
3729-663*	12X3	18- 9/16
3729-664*	12X4	15- 1/2
3729-666*	12X6	11- 3/4
P102-668	12X8	2- 5/16
3729-670*	12X10	3-13/16
3729-691*	14X2	17- 7/8



P102 Pipe Increaser - Reducer (Continued)

H x H

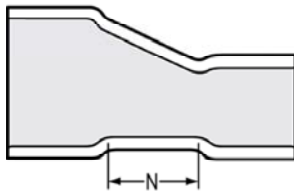


Part Number	Size	N
3729-694*	14X4	16- 5/8
3729-696*	14X6	12- 1/8
3729-698*	14X8	10- 9/16
3729-700*	14X10	4- 3/4
3729-702*	14X12	3- 1/4

* Fabricated

Pipe Increaser - Eccentric Reducer

H x H

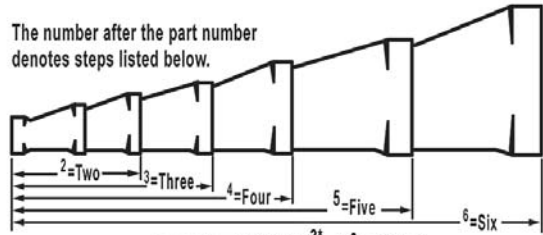


Part Number	Size	N
P102-338E	3X2	2-15/32
3729-528E ^{2*}	6X2	11- 1/4
3729-530E ^{2*}	6X3	10-13/16
3729-532E ^{1*}	6X4	5- 5/8
3729-580E ^{3*}	8X3	18- 3/16
3729-582E ^{2*}	8X4	13- 3/8
3729-585E*	8X6	6- 7/8
3729-624E ^{2*}	10X4	15- 1/8
3729-626E*	10X6	8- 5/8
3729-628E*	10X8	7-3/16
3729-664E ^{3*}	12X4	24- 1/8
3729-666E ^{2*}	12X6	17- 5/8
3729-668E ^{2*}	12X8	16-3/16
3729-670E*	12X10	6- 7/8

* Fabricated

**Eccentric Reducer Footnotes
Multi-Step Configurations**

The number after the part number denotes steps listed below.

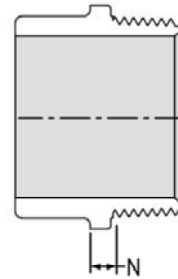


Example: 3729-664E^{3*} (3 = 3 Step)

*Fabricated

P103 Trap Adapter - Male

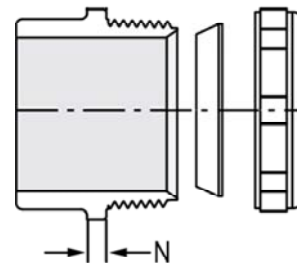
S x SLIP



Part Number	Size	N
P103-015	1-1/2	3/16
P103-020	2	3/16

P103P Trap Adapter - Male

S x SLIP w/Plastic Nut - Built-in Washer

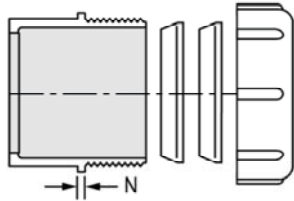


Part Number	Size	N
P103P-212	1-1/2X1-1/4	3/16
P103P-015	1-1/2	3/16
P103P-020	2	3/16



**P103R Trap Adapter - Male
with 1-1/2 Plastic Nut &
Washer and 1-1/2 x1-1/4
Washer**

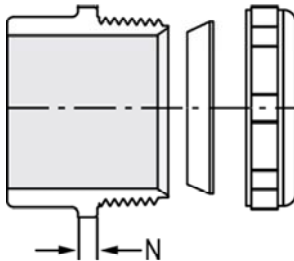
S x SLIP w/Plastic Nut



Part Number	Size	N
P103R-015	1-1/2	3/16

P103X Trap Adapter-Male

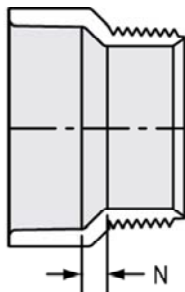
S x SLIP w/Chrome Nut & Washer



Part Number	Size	N
P103X-212	1-1/2X1-1/4	3/16
P103X-015	1-1/2	3/16
P103X-020	2	3/16

P104 Trap Adapter - Female

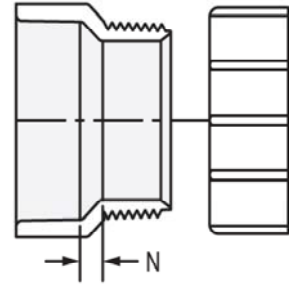
H x SLIP



Part Number	Size	N
P104-012	1-1/4	3/16
P104-015	1-1/2	3/16
P104-020	2	3/16

P104P Trap Adapter - Female

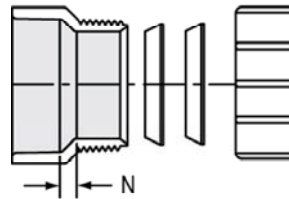
H x SLIP w/Plastic Nut



Part Number	Size	N
P104P-212	1-1/2X1-1/4	3/16
P104P-012	1-1/4	3/16
P104P-015	1-1/2	3/16

**P104R Trap Adapter - Female
w/1-1/2 Plastic Nut & Washer
and 1-1/2x1-1/4 Washer**

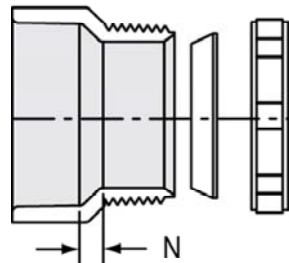
H x SLIP w/Plastic Nut



Part Number	Size	N
P104R-015	1-1/2	3/16

P104X Trap Adapter - Female

H x SLIP w/Chrome Nut & Washer

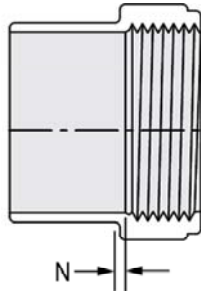


Part Number	Size	N
P104X-212	1-1/2X1-1/4	3/16
P104X-015	1-1/2	3/16
P104X-020	2	3/16



P105 Fitting Cleanout Adapter

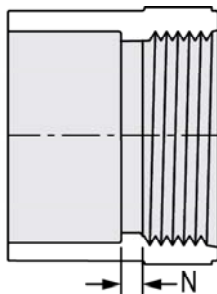
S x FPT



Part Number	Size	N
P105-015	1-1/2	5/32
P105-020	2	1/4
P105-030	3	1/4
P105-040	4	1/4
P105-060	6	3/8
P105-080	8	3/8

P105H Female Cleanout Adapter

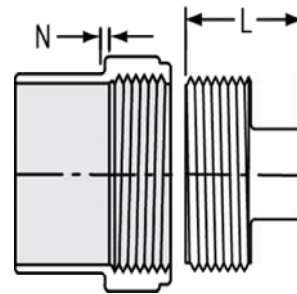
H x FPT



Part Number	Size	N
P105H-040	4	1/4
P105H-060	6	11/32
P105H-080	8	11/32

P105X Fitting Cleanout Adapter w/C.O. Plug

S x FPT

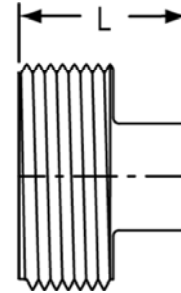


Part Number	Size	L	N
P105X-015	1-1/2	1-3/8	5/32
P105X-020	2	1-3/8	5/32
P105X-030	3	1-3/4	1/4
P105X-040	4	1-7/8	1/4
P105X-060	6	1-15/16	3/8
P105X-080	8	2- 1/16	5/16
3978-100**	10	1	0
3978-120**	12	1	0
3978-140**	14	1	0

* Fabricated

P106 Cleanout Plug

MPT

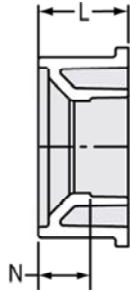


Part Number	Size	L
P106-015	1-1/2	1- 5/16
P106-020	2	1- 3/8
P106-025	2-1/2	1- 1/2
P106-030	3	1-3/4
P106-040	4	1- 7/8
P106-060	6	1-15/16
P106-080	8	2- 1/16



P107 Flush Bushing

S x H

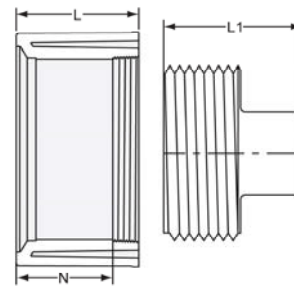


Part Number	Size	L	N
P107-251	2X1-1/2	1- 1/16	1/4
P107-337	3X1-1/2	1- 3/4	1
P107-338	3X2	1-3/4	1
P107-420	4X2	2	1- 1/8
P107-422	4X3	2	1/2
P107-532	6X4	3- 7/16	1-3/4
P107-582	8X4	4-9/16	2-13/16
P107-585	8X6	4- 9/16	1- 9/16
P107-624 ¹	10X4	6	4-1/4
P107-626	10X6	5-11/32	2-5/16
P107-628	10X8	5- 1/4	1- 5/16
P107-664 ¹	12X4	6- 15/16	5- 5/32
P107-666 ¹	12X6	6- 7/8	3- 7/8
P107-668 ¹	12X8	6-5/16	2- 5/16
P107-670	12X10	6- 5/16	1-5/16

¹ Outlet-sized with Bushing

P108X Flush Bushing (Cleanout Adapter) w/Plug

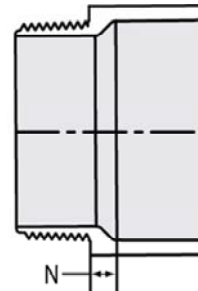
S x FPT



Part Number	Size	L	L1	N
P108X-628	10X8	5-11/32	2-1/32	4-3/16
P108X-668	12X8	7-1/2	2-1/32	6-3/8

P109 Male Adapter (Will not accept tail piece)


MPT x H



Part Number	Size	N
P109-015	1-1/2	3/16
P109-020	2	3/16
P109-030	3	3/8
P109-040	4	3/8
P109-060	6	3/8

P108 Flush Bushing (Cleanout Adapter)

S x FPT



Part Number	Size	L	N
P108-212	1-1/2X1-1/4	7/8	3/16
P108-628	10X8	5-11/32	4- 3/16
P108-668	12X8	7- 1/2	6- 3/8

P110 Flush C.O. Plug

MPT



Part Number	Size	L
P110-015	1-1/2	5/8
P110-020	2	5/8
P110-025	2-1/2	3/4
P110-030	3	3/4



P110 Flush C.O. Plug

(Continued)

MPT



Part Number	Size	L
P110-040	4	7/8
P110-060	6	31/32

P116 Cap

SOC

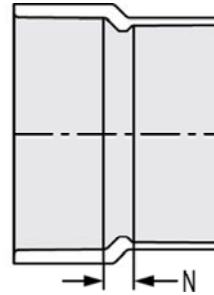


Part Number	Size	L
P116-015	1-1/2	15/16
P116-020	2	1
P116-030	3	1-3/4
P116-040	4	2
P116-060	6	3-5/16
P116-080	8	6-3/16
3747-100*	10	3-3/4
3747-120*	12	4-1/8
3747-140*	14	5-3/4

Note: 8" Cap is Domed Style
* Fabricated

P117 Adapter Coupling
(Adapts S&D Spigot to DWV Spigot)

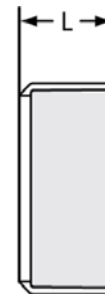
H x H



Part Number	Size	N
P117-040	4	1/2
P117-422	4X3	3/4

P118 Adapter Bushing
(Adapts DWV Hub to S&D Spigot)

DWV SPIGOT x HUB

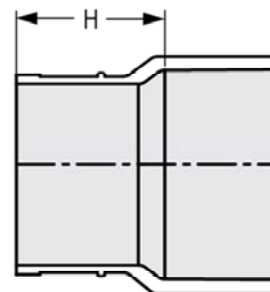


Part Number	Size	L
P118-030	3	1- 5/16
P118-040	4	2
P118-060F*	6	3-1/8

* Fabricated

P119 No-Hub Adapter

S x H



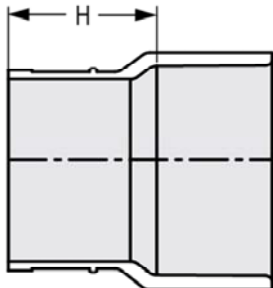
Part Number	Size	H
P119-015	1-1/2	1- 5/8
P119-020	2	1- 5/8
P119-030	3	1-3/4
P119-040	4	1- 7/8
P119-251	2X1-1/2	1- 5/8



P119 No-Hub Adapter

(Continued)

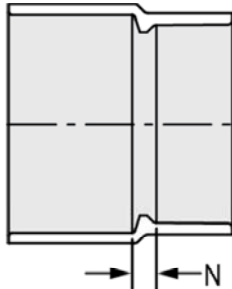
S x H



Part Number	Size	H
P119-422	4X3	2- 1/16

P122 Spigot Adapter, Cast Iron

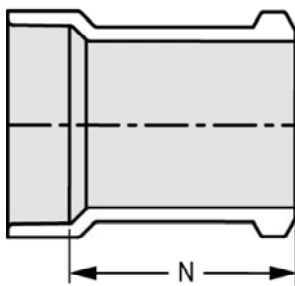
H x H



Part Number	Size	N
P122-040	4	9/16

P123 Hub Adapter, Cast Iron

H x S

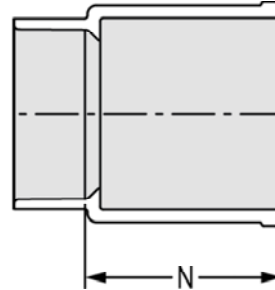


Part Number	Size	N
P123-020	2	3- 7/8
P123-030	3	4- 1/8
P123-040	4	4- 7/16

P123R Hub Adapter, Cast Iron, Increaser

H x S

Plain End: Joint can be made with compression gasket or plastic lead & seal rope - Do Not use hot lead



Part Number	Size	N
P123R-213	1-1/2X2	3- 9/16
P123R-342	3X4	4

P130 Repair Coupling

H x H

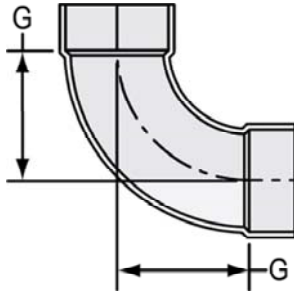


Part Number	Size	L
P130-015	1-1/2	1- 1/2
P130-020	2	1-11/16
P130-030	3	3- 3/16
P130-040	4	3- 3/4
P130-060	6	6-3/8
P130-080	8	8- 5/16
P130-100	10	10- 7/16



P300 1/4 Bend

H x H

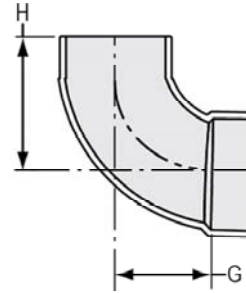


Part Number	Size	G
P300-015	1-1/2	1-3/4
P300-020	2	2- 5/16
P300-030	3	3- 1/16
P300-040	4	3-7/8
P300-060	6	5
P300-080	8	6
P300-100	10	9- 13/16
P300-120	12	10- 3/4

P302 1/4 Bend, Street

(Continued)

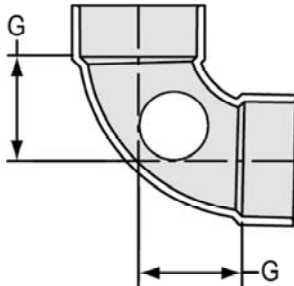
S x H



Part Number	Size	G	H
P302-040	4	3- 7/8	5- 9/16
P302-060	6	5	8-1/4
P302-080	8	6	10-3/8
P302-100	10	9-13/16	15-5/16
P302-120	12	10 13/16	17-1/4

P300S 1/4 Bend with Side Inlet

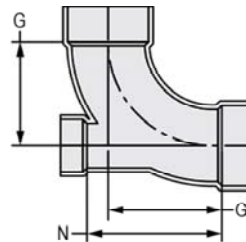
ALL HUB



Part Number	Size	G
P300S-338	3X3X2	3- 1/16

P303 1/4 Bend w/Low Heel Inlet

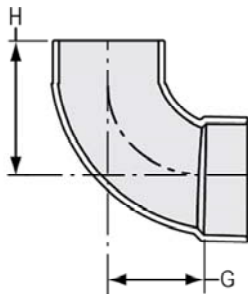
H x H x H



Part Number	Size	G	N
P303-338	3X3X2	3- 1/16	4- 7/16
P303-420	4X4X2	3-7/8	5-1/4

P302 1/4 Bend, Street

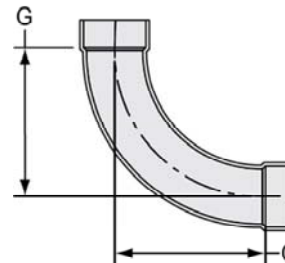
S x H



Part Number	Size	G	H
P302-015	1-1/2	1- 3/4	2- 13/32
P302-020	2	2-5/16	3-1/4
P302-030	3	3-1/16	4-9/16

P304 Long Sweep 1/4 Bend

H x H



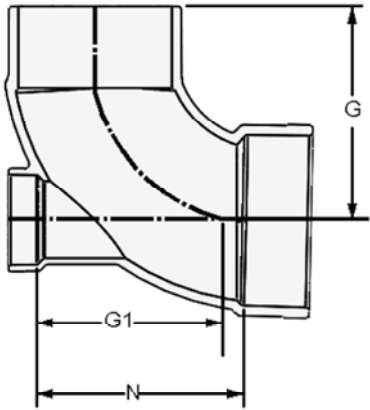
Part Number	Size	G
P304-015	1-1/2	2-3/4
P304-020	2	3-1/4
P304-030	3	4-1/16
P304-040	4	4- 15/16
P304-060 ¹	6	9

¹ 6" size assembled from 2-Molded 1/8 Bends



P306 1/4 Bend w/Low Heel Inlet

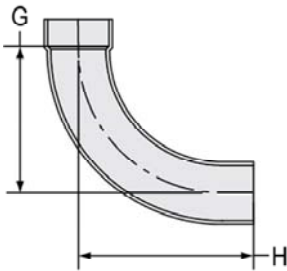
S x H x H



Part Number	Size	G	G1	N
P306-420	4X4X2	5-5/8	3-7/8	5-7/16

P309 Long Sweep 1/4 Bend, Street

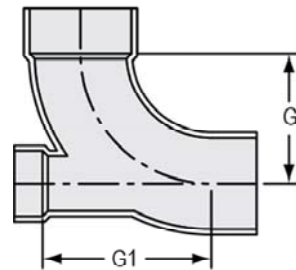
H x S



Part Number	Size	G	H
P309-015	1-1/2	2-3/4	3-5/16
P309-020	2	3-1/4	4-1/16
P309-030	3	4-1/16	5-11/16
P309-040	4	4-15/16	6-1/2
P309-060	6	9	11-3/4

P310 1/4 Bend, Street w/Low Heel Inlet

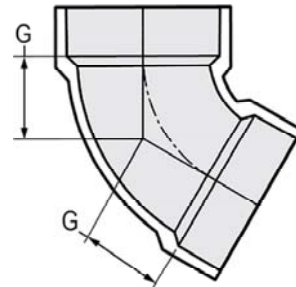
H x S x H



Part Number	Size	G	G1
P310-338	3X3X2	2-31/32	4-3/16

P319 1/6 Bend

H x H



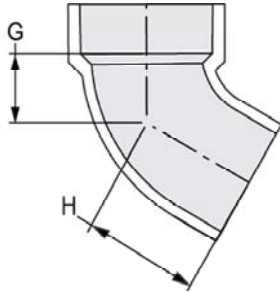
Part Number	Size	G
P319-015	1-1/2	1
P319-020	2	1-5/16
P319-030	3	1-11/16
P319-040	4	2-1/16
3724-060*	6	2-13/16
3724-080*	8	3-3/8
3724-100*	10	4
3724-120*	12	4-3/4
3724-140*	14	10-13/16

* Fabricated



P320 1/6 Bend, Street

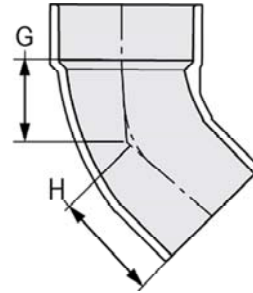
H x S



Part Number	Size	G	H
P320-015	1-1/2	1	1-3/4
P320-020	2	1- 5/16	2- 1/8
P320-030	3	1-11/16	3
P320-040	4	2-1/16	3-1/2

P323 1/8 Bend, Street

H x S

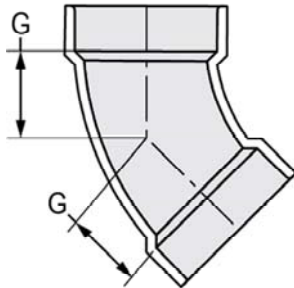


Part Number	Size	G	H
P323-015	1-1/2	1-1/8	1-3/4
P323-020	2	1-1/2	2- 3/16
P323-030	3	1- 3/4	3- 1/4
P323-040	4	2-3/16	3-15/16
P323-060	6	2	5
P323-080	8	2	6
3727-100*	10	3-1/8	8-1/2
3727-120*	12	3-1/2	10
3727-140*	14	4-7/16	11-7/16

* Fabricated

P321 1/8 Bend

H x H

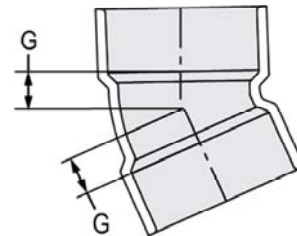


Part Number	Size	G
P321-015	1-1/2	1- 1/8
P321-020	2	1- 1/2
P321-030	3	1-3/4
P321-040	4	2- 3/16
P321-060	6	2
P321-080	8	2- 1/16
P321-100	10	2-5/8
P321-120	12	3-1/8
3717-140*	14	3-7/8

* Fabricated

P324 1/16 Bend

H x H



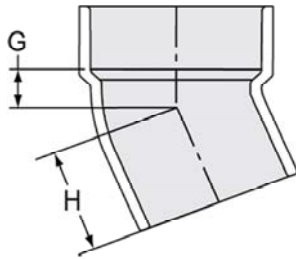
Part Number	Size	G
P324-015	1-1/2	1/2
P324-020	2	11/16
P324-030	3	13/16
P324-040	4	1
P324-060	6	1- 1/2
P324-080	8	1-1/2
3716-100*	10	2-1/16
3716-120*	12	2-1/4
3716-140*	14	2-1/2

* Fabricated



P326 1/16 Bend, Street

H x S

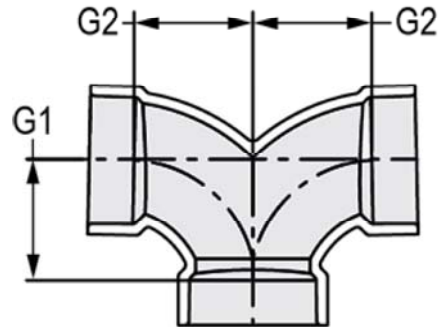


Part Number	Size	G	H
P326-015	1-1/2	1/2	1- 1/8
P326-020	2	11/16	1- 3/8
P326-030	3	13/16	2-1/4
P326-040	4	1	2- 3/4
P326-060	6	1- 1/2	4- 1/2
P326-080	8	1- 1/2	5-1/2
3742-100*	10	13/16	9-9/16
3742-120*	12	1-1/16	12-1/4
3742-140*	14	1-7/16	14-9/16

* Fabricated

P327 Double 1/4 Bend, Reducing

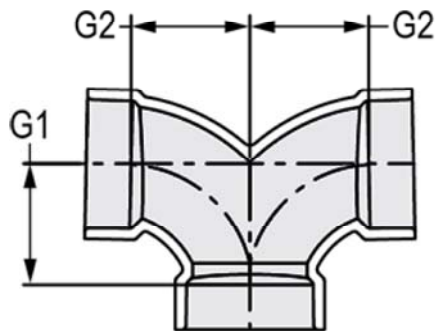
H x H x H



Part Number	Size	G1	G2
P327-241	2X1-1/2X1-1/2	1- 15/16	2-3/16

P327 Double 1/4 Bend

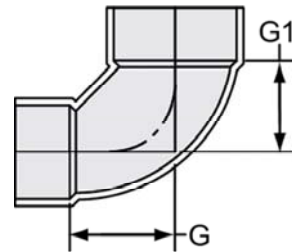
H x H x H



Part Number	Size	G1	G2
P327-015	1-1/2	1- 3/4	1- 3/4
P327-020	2	2- 5/16	2- 5/16
P327-030	3	3- 1/16	3- 1/16
P327-040	4	3-7/8	3-7/8

P329 Closet Bend, Reducing

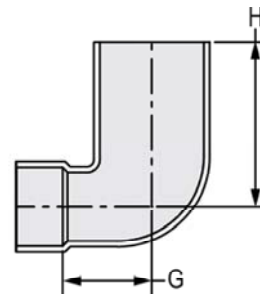
H x H



Part Number	Size	G	G1
P329-342	3X4	3- 1/16	2-21/32

P330 Closet Bend, Reducing

H x S

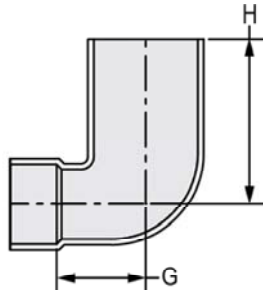


Part Number	Size	G	H
P330-342	3X4	3- 5/8	6



P330X Closet Bend, Reducing with TEST CAP

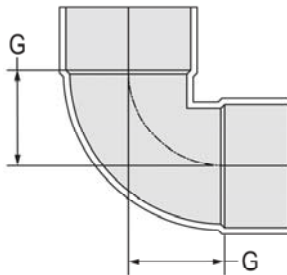
H x S



Part Number	Size	G	H
P330X-342	3X4	3-13/32	6-3/32

P331 Vent Ell

H x H

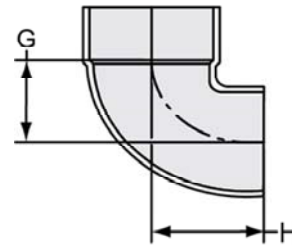


Part Number	Size	G
P331-015	1-1/2	1- 3/16
P331-020	2	1- 1/2
P331-030	3	1- 7/8
P331-040	4	2- 1/2
P331-060	6	3- 1/2
P331-080	8	4- 1/2
P331-100	10	5- 13/16
P331-120	12	6-7/8
3706-140*	14	13-3/16

* Fabricated

P333 Vent Ell, Street

H x S

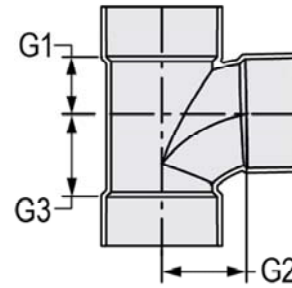


Part Number	Size	G	H
P333-015	1-1/2	1- 3/16	1-7/8
P333-020	2	1- 1/2	2- 3/16
P333-030	3	1-7/8	3- 5/8
P333-040	4	3- 3/16	4- 3/16
3709-060*	6	6-1/8	9-3/8
3709-080*	8	7-1/2	11-3/4
3709-100*	10	9-9/16	14-13/16
3709-120*	12	10-15/16	17-3/16
3709-140*	14	12-15/16	20-15/16

* Fabricated

P400 Sanitary Tee

ALL HUB



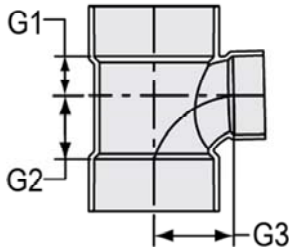
Part Number	Size	G1	G2	G3
P400-015	1-1/2	1	1-3/4	1-3/4
P400-020	2	1-3/8	2-5/16	2-5/16
P400-030	3	1-13/16	3-1/16	3-1/16
P400-040	4	2-1/4	3-7/8	3-7/8
P400-060	6	3- 1/2	5	5
P400-080	8	4- 1/2	6	6
P400-100	10	5- 1/2	10	10
P400-120	12	6-9/16	11	11
3790-140*	14	5-5/16	22-3/4	23-1/16

* Fabricated



P401 Sanitary Tee, Reducing

ALL HUB

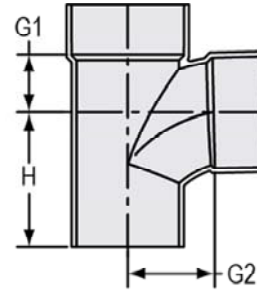


Part Number	Size	G1	G2	G3
P401-241	2X1-1/2X1-1/2	1- 3/16	1-15/16	2- 3/16
P401-251	2X2X1-1/2	1- 3/16	1-15/16	2-3/16
P401-257	2X1-1/2X2	1-3/8	2-5/16	2-5/16
P401-337	3X3X1-1/2	15/16	1-3/4	2- 9/16
P401-338	3X3X2	1-3/16	2- 1/8	2-7/8
P401-420	4X4X2	1-1/8	2-1/16	3-5/16
P401-422	4X4X3	1-3/4	3	3- 9/16
3790-528*	6X2	2-3/4	5- 3/8	7- 1/16
3790-530*	6X3	3- 1/4	7	9-11/16
P401-532	6X4	2- 3/16	3-5/8	4-11/16
3790-578*	8X2	3-1/2	6-1/4	8-7/16
3790-580*	8X3	3- 3/4	7- 1/2	10- 5/8
3790-582*	8X4	3- 7/8	8- 7/8	11- 1/8
3790-585*	8X6	3- 7/8	11- 3/4	12- 7/8
3790-621*	10X2	3-1/2	6-1/4	9-7/16
3790-623*	10X3	4- 1/16	7-11/16	11- 5/8
3790-624*	10X4	4- 5/16	9- 5/16	12- 1/8
3790-626*	10X6	4-15/16	12-13/16	13- 7/8
3790-628*	10X8	5- 1/4	15- 3/4	16- 3/16
3790-661*	12X2	3-15/16	6-9/16	10-3/8
3790-663*	12X3	4- 1/4	7- 3/4	12- 5/8
3790-664*	12X4	4- 5/16	9- 3/16	13- 1/8
3790-666*	12X6	4- 7/8	12- 5/8	14- 7/8
3790-668*	12X8	5	15- 1/2	17- 1/8
3790-670*	12X10	5- 1/16	18- 7/16	20- 1/16
3790-691*	14X2	3-11/16	6-5/16	11
3790-693*	14X3	4- 1/2	8	13- 3/16
3790-694*	14X4	4- 9/16	9- 7/16	13-11/16
3790-696*	14X6	4- 5/8	12- 3/8	15- 7/16
3790-698*	14X8	4-13/16	15- 3/16	17- 3/4
3790-700*	14X10	4- 7/8	18- 1/8	20-11/16
3790-702*	14X12	6	22	22- 3/8

* Fabricated

P403 Sanitary Tee, Street

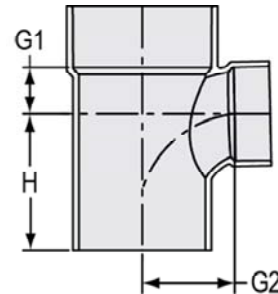
S x H x H



Part Number	Size	G1	G2	H
P403-015	1-1/2	1	1-3/4	2- 1/2
P403-020	2	1-3/8	2-5/16	3-3/16
P403-030	3	1-13/16	3-1/16	4-1/2
P403-040	4	2-1/4	3-7/8	5-5/8
P403-060	6	3- 1/2	5	7- 1/2
P403-080	8	4-1/2	6	9- 3/8
P403-100	10	5-5/8	10	14- 5/8
P403-120	12	6-1/2	11	16- 1/4

P404 Sanitary Tee, Street, Reducing

S x H x H

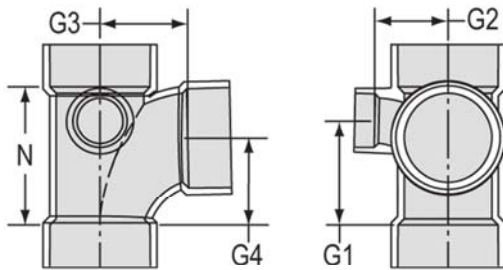


Part Number	Size	G1	G2	H
P404-241	2X1-1/2X1-1/2	1-3/16	2-3/16	2-11/16
P404-251	2X2X1-1/2	1-3/16	2-3/16	2-11/16
P404-257	2X1-1/2X2	1-3/8	2- 5/16	3-3/32
P404-337	3X3X1-1/2	15/16	2-9/16	2-15/16
P404-338	3X3X2	1- 3/16	2- 7/8	3-1/4
P404-420	4X4X2	1- 1/8	3- 5/16	3-13/16
P404-422	4X4X3	1- 3/4	3-9/16	4-3/4



P416 Sanitary Tee with Left Side Inlet

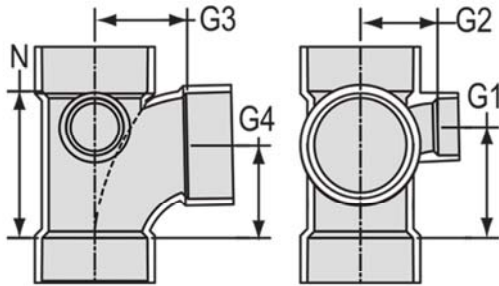
ALL HUB



Part Number	Size	G1	G2	G3	G4	N
P416-337	3X3X3X1-1/2	3- 3/4	2- 1/2	2-31/32	3- 1/16	4-13/16
P416-338	3X3X3X2	3- 3/4	2-25/32	2-31/32	3- 1/16	4-13/16
P416-420	4X4X4X2	5-1/16	3-9/32	3-13/16	3-27/32	6-1/8

P417 Sanitary Tee with Right Side Inlet

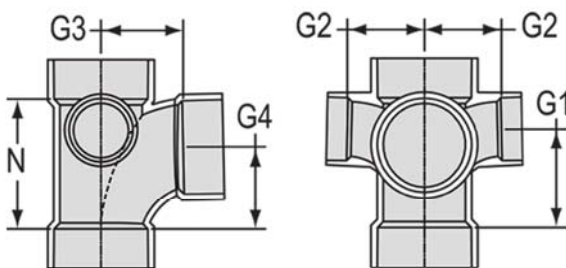
ALL HUB



Part Number	Size	G1	G2	G3	G4	N
P417-337	3X3X3X1-1/2	3-23/32	2-1/2	2-31/32	3- 1/32	4-25/32
P417-338	3X3X3X2	3-11/16	2-7/8	3-1/16	3-1/16	4-7/8
P417-420	4X4X4X2	5	3- 1/4	3- 3/4	3-29/32	6- 3/32

P418 Sanitary Tee with R&L Side Inlets

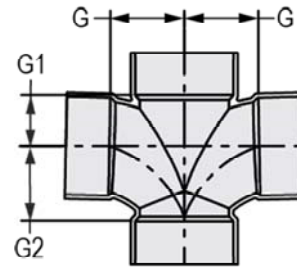
ALL HUB



Part Number	Size	G1	G2	G3	G4	N
P418-337	3X3X3X1-1/2	3-23/32	2-19/32	2-31/32	3- 1/16	4-13/16
P418-338	3X3X3X2X2	3- 3/4	2-29/32	3	3- 1/16	4-3/4
P418-420	4X4X4X2X2	5	3-11/32	3-13/16	3-29/32	6- 3/32

P428 Double Sanitary Tee

ALL HUB

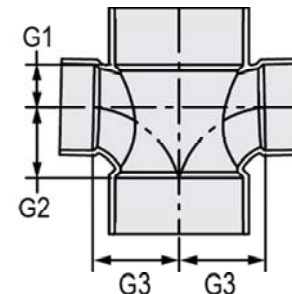


Part Number	Size	G	G1	G2
P428-015	1-1/2	1-3/4	1	1-3/4
P428-020	2	2-5/16	1-3/8	2-5/16
P428-030	3	3-1/16	1-13/16	3-1/16
P428-040	4	3-7/8	2-1/4	3-7/8
3791-060*	6	11-15/16	4- 3/16	12- 3/16
3791-080*	8	15- 3/16	4- 5/8	15- 5/16
3791-100*	10	19- 1/8	5- 3/16	18- 5/8
3791-120*	12	21-13/16	5- 5/8	21- 3/4
3791-140*	14	22- 3/4	5- 5/16	23- 1/16

* Fabricated

P429 Double Sanitary Tee, Reducing

ALL HUB



Part Number	Size	G1	G2	G3
P429-251	2X2X1-1/2X1-1/2	1- 3/16	1- 15/16	2- 3/16
P429-337	3X3X1-1/2X1-1/2	15/16	1-3/4	2-9/16
P429-338	3X3X2X2	1-3/16	2- 1/8	2- 7/8
P429-419	4X4X1-1/2X1-1/2	1- 1/16	2	3- 1/4
P429-420	4X4X2X2	1- 1/8	2- 1/16	3- 5/16
P429-422	4X4X3X3	1-3/4	3	3-9/16
3791-528*	6X2	2-3/4	5-5/8	7-7/16
3791-530*	6X3	3- 1/4	7	9-11/16
3791-532*	6X4	3- 5/16	8- 7/16	10- 3/16
3791-578*	8X2	3-1/2	6	8-7/16
3791-580*	8X3	3- 3/4	7- 1/2	10- 5/8
3791-582*	8X4	3- 7/8	8- 7/8	11- 1/8
3791-585*	8X6	3- 7/8	11- 3/4	12- 7/8
3791-621*	10X2	3-1/2	6-1/4	9-7/16
3791-623*	10X3	4- 1/16	7-11/16	11- 5/8

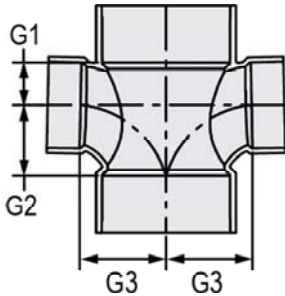


Drain, Waste & Vent (DWV) Technical
DWV Dimensions

P429 Double Sanitary Tee, Reducing

(Continued)

ALL HUB

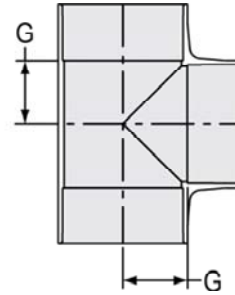


Part Number	Size	G1	G2	G3
3791-624*	10X4	4- 5/16	9- 5/16	12- 1/8
3791-626*	10X6	4-15/16	12-13/16	13- 7/8
3791-628*	10X8	5- 1/4	15- 3/4	16- 3/16
3791-661*	12X2	3-15/16	6-9/16	10-3/8
3791-663*	12X3	4- 1/4	7- 3/4	12- 5/8
3791-664*	12X4	4- 5/16	9- 3/16	13- 1/8
3791-666*	12X6	4- 7/8	12- 5/8	14- 7/8
3791-668*	12X8	5	15- 1/2	17- 1/8
3791-670*	12X10	5- 1/16	18- 7/16	20- 1/16
3791-691*	14X2	3-11/16	6-5/16	11
3791-693*	14X3	4- 1/2	8	13- 3/16
3791-694*	14X4	4- 9/16	9- 7/16	13-11/16
3791-696*	14X6	4- 5/8	12- 3/8	15- 7/16
3791-698*	14X8	4-13/16	15- 3/16	17- 3/4
3791-700*	14X10	4- 7/8	18- 1/8	20-11/16
3791-702*	14X12	6	22	22- 3/8

* Fabricated

P441 Vent Tee

ALL HUB

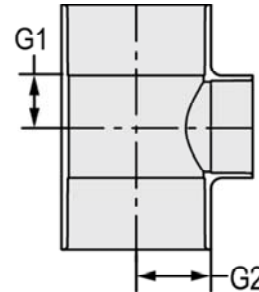


Part Number	Size	G
P441-015	1-1/2	1- 3/16
P441-020	2	1- 1/2
P441-030	3	1-15/16
P441-040	4	2-1/2
P441-060	6	3- 5/8
P441-080	8	4- 1/2
P441-100	10	5-13/16
P441-120	12	6-27/32
3701-140*	14	11

* Fabricated

P442 Vent Tee, Reducing

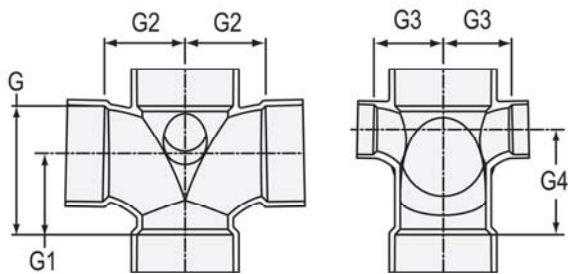
ALL HUB



Part Number	Size	G1	G2
P442-251	2X1-1/2	1-1/8	1-15/32
3701-528*	6X2	3- 3/8	5- 5/16
3701-530*	6X3	4- 5/8	6- 1/16
P442-532	6X4	2- 9/16	3-25/32
3701-578*	8X2	4- 1/16	6- 1/4
3701-580*	8X3	4- 9/16	7
P442-582	8X4	2-17/32	5- 3/32
P442-585	8X6	3- 5/8	4-25/32
3701-621*	10X2	4- 3/8	7- 1/4
3701-623*	10X3	4- 7/8	8
P442-624	10X4	3-31/32	6
P442-626	10X6	3-25/32	6- 3/32
P442-628	10X8	5-25/32	7- 9/32
3701-661*	12X2	4- 3/4	8- 1/4
3701-663*	12X3	5- 1/4	9
P442-664	12X4	4- 7/8	10-11/32
P442-666	12X6	4- 7/8	8-31/32

P439 Double Sanitary Tee with R&L Side Inlets

ALL HUB



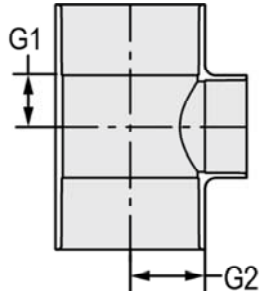
Part Number	Size	G	G1	G2	G3	G4
P439-338	3X3X3X3X2X2	4-7/8	3- 1/16	3- 1/16	2-7/8	3- 11/16
P439-420	4X4X4X4X2X2	6- 1/8	3-7/8	3- 7/8	3- 5/16	4-15/16



P442 Vent Tee, Reducing

(Continued)

ALL HUB

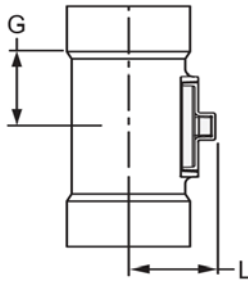


Part Number	Size	G1	G2
P442-668	12X8	4- 7/8	7-11/32
P442-670	12X10	6-13/16	7- 3/8
3701-691*	14X2	4- 3/8	8-13/16
3701-693*	14X3	4- 7/8	9- 9/16
3701-694*	14X4	5- 3/8	9- 7/8
3701-696*	14X6	6- 3/8	9-15/16
3701-698*	14X8	7- 3/8	9- 7/8
3701-700*	14X10	8- 1/2	10-15/16
3701-702*	14X12	9- 1/2	10- 3/4

* Fabricated

3701 Test Tee

SOC x FPT with Plug

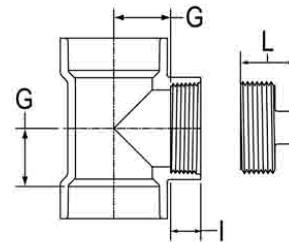


Part Number	Size	G	L
3701-060TEST*	6	5- 3/8	5- 5/16
3701-080TEST*	8	7- 3/8	6- 3/16
3701-100TEST*	10	9	6- 3/4
3701-120TEST*	12	9- 1/4	8- 9/16

* Fabricated

P444X Cleanout Tee w/C.O. Plug

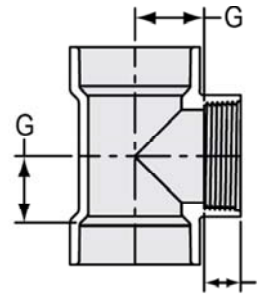
H x H



Part Number	Size	G	I	L
P444X-015	1-1/2	1-3/16	5/8	1-3/8
P444X-020	2	1- 1/2	5/8	1-3/8
P444X-030	3	1- 7/8	3/4	1-3/4
P444X-040	4	2- 1/2	7/8	1- 7/8
P444X-060	6	3- 1/2	1	2

P445 Flush C.O. Tee

H x H x FPT

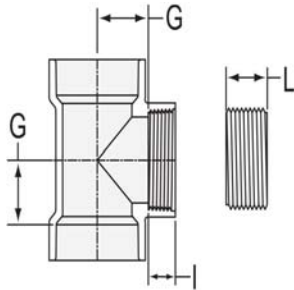


Part Number	Size	G	I
P445-015	1-1/2	1- 3/16	5/8
P445-020	2	1- 1/2	5/8
P445-030	3	1-3/4	3/4
P445-040	4	2- 1/2	7/8
P445-060	6	3- 1/2	1



P445X Flush C.O. Tee w/C.O. Plug

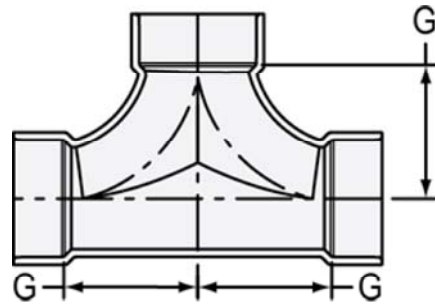
H x H



Part Number	Size	G	I	L
P445X-015	1-1/2	1-3/16	5/8	5/8
P445X-020	2	1-1/2	5/8	5/8
P445X-030	3	1- 7/8	3/4	3/4
P445X-040	4	2- 1/2	7/8	7/8
P445X-060	6	3- 1/2	1	1

P448 2-WAY Cleanout

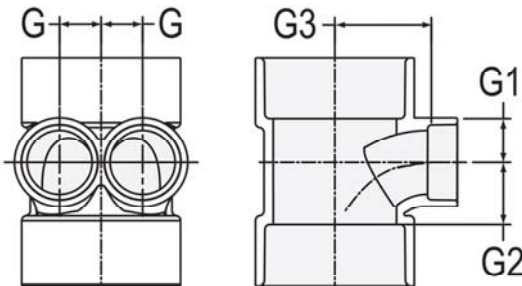
ALL HUB



Part Number	Size	G
P448-030	3	4-1/16
P448-040	4	4-15/16

P447 Horizontal Twin Tee

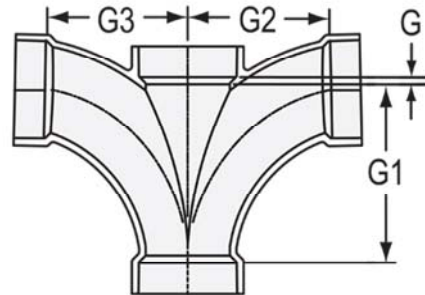
ALL HUB



Part Number	Size	G	G1	G2	G3
P447-337	3X3X1-1/2X1-1/2	1- 1/32	1- 1/16	1- 9/16	2- 9/32

P500 Double Fixture Fitting

ALL HUB

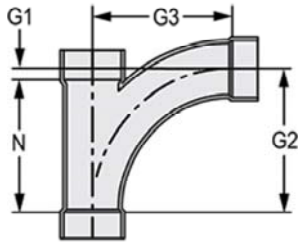


Part Number	Size	G	G1	G2	G3
P500-020	2X2X2X2	3/8	4- 1/4	3- 1/2	3- 1/2
P500-030	3X3X3X3	1/2	6- 1/4	4- 15/16	4- 15/16
P500-241	2X1-1/2X1-1/2X1-1/2	3/8	3- 1/8	2- 7/8	2- 7/8
P500-251	2X2X1-1/2X1-1/2	3/8	3- 1/8	2-7/8	2-7/8
P500-338	3X2X3X3	1/2	6- 1/4	4- 15/16	4- 15/16



P501 Combination Wye and 1/8 Bend (One Piece)

ALL HUB

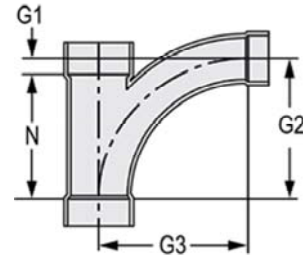


Part Number	Size	G1	G2	G3	N
P501-015	1-1/2	7/16	3-15/16	3-15/16	3-1/2
P501-020	2	11/16	5- 1/8	5-1/8	4-7/16
P501-030	3	1-1/16	7-9/16	7- 9/16	6-1/2
P501-040	4	1- 1/2	10	10	8- 1/2
3777-060*	6	15/16	12-9/16	16-3/8	16-3/8
3777-080*	8	1/8	16-1/8	19-15/16	19-15/16
3777-100*	10	5/8	19-1/4	23-13/16	23-13/16
3777-120*	12	1/4	22-15/16	27-3/8	27-3/8
3777-140*	14	1-1/4	29-5/16	28-3/8	28-3/8

* Fabricated

P502 Combination Wye and 1/8 Bend, Reducing (One Piece)

ALL HUB

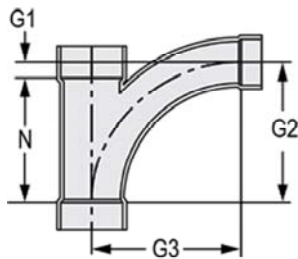


Part Number	Size	G1	G2	G3	N
3777-626*	10X6	1-11/16	16- 1/16	14- 9/16	17- 3/4
3777-628*	10X8	3/4	20- 1/4	17- 3/16	21
3777-661*	12X2	2- 1/16	8- 7/16	11	10- 1/2
3777-663*	12X3	1-13/16	10- 3/16	12- 5/16	12
3777-664*	12X4	1- 3/16	12- 5/16	14- 1/8	13- 1/2
3777-666*	12X6	1- 5/8	15- 7/8	15- 1/2	17- 1/2
3777-668*	12X8	1/2	20	18- 1/8	20- 1/2
3777-670*	12X10	9/16	22-15/16	20-3/16	23- 1/2
3777-691*	14X2	1- 7/8	8- 1/8	11- 5/8	10
3777-693*	14X3	2- 1/16	10- 7/16	12- 7/8	12- 1/2
3777-694*	14X4	1- 1/2	12- 1/2	14-11/16	14
3777-696*	14X6	1- 7/16	15- 9/16	16- 1/8	17
3777-698*	14X8	5/16	19-11/16	18-11/16	20
3777-700*	14X10	5/16	22-11/16	20-13/16	23
3777-702*	14X12	9/16	27-5/16	23-9/16	28

* Fabricated

P502 Combination Wye and 1/8 Bend, Reducing (One Piece)

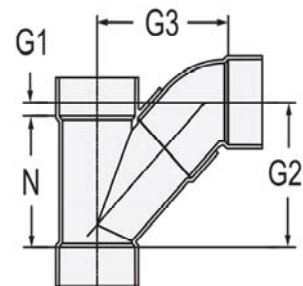
ALL HUB



Part Number	Size	G1	G2	G3	N
P502-251	2X2X1-1/2	7/16	3-15/16	4- 3/16	3- 1/2
P502-337	3X3X1-1/2	7/16	3-15/16	4-3/4	3- 1/2
P502-338	3X3X2	11/16	5-1/8	5-11/16	4-7/16
P502-420	4X4X2	5/8	5-1/8	6-1/8	4-1/2
P502-422	4X4X3	1-1/16	7-9/16	8-1/16	6-1/2
3777-528*	6X2	7/8	7- 1/2	8- 1/16	8- 3/8
3777-532*	6X4	3/16	11- 9/16	11- 3/16	11- 3/4
3777-578*	8X2	1- 5/8	8- 1/8	9- 1/16	9- 3/4
3777-580*	8X3	1- 5/16	9-15/16	10- 5/16	11- 1/4
3777-621*	10X2	1-11/16	8- 1/16	10- 1/16	9- 3/4
3777-623*	10X3	1- 5/8	10- 1/8	11- 3/8	11- 3/4
3777-624*	10X4	1- 1/4	12- 3/8	13- 1/8	13- 5/8

P503 Combination Wye and 1/8 Bend (Two Piece)

ALL HUB

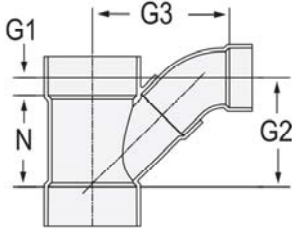


Part Number	Size	G1	G2	G3	N
P503-030	3	3/4	7- 3/8	7-9/16	6-5/8
P503-040	4	7/8	9-3/16	9-1/2	8-1/4
P503-060	6	1-1/6	11-3/16	11-1/2	10-3/16
P503-080	8	13/16	18-7/8	14-5/8	14- 1/16
P503-100	10	1-13/16	18-5/16	19-1/16	16-7/16
P503-120*	12	2-1/16	21-1/16	22-1/16	19



P504 Combination Wye and 1/8 Bend, Reducing (Two Piece)

ALL HUB

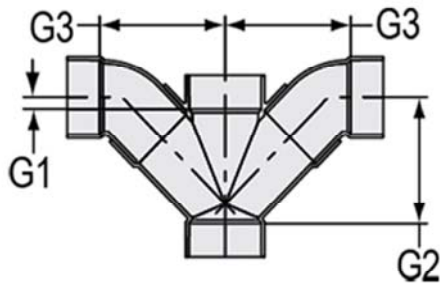


Part Number	Size	G1	G2	G3	N
P504-422	4X3	1	7-5/8	8-5/16	6-5/8
P504-530	6X3	5/8	7-3/4	9- 5/16	7-1/8
P504-532	6X4	1- 3/8	8-1/4	10-1/4	6-7/8
P504-580*	8X3	1- 1/8	8-13/16	10-9/16	8
P504-582	8X4	1- 1/4	9- 1/4	11- 1/8	8
P504-585	8X6	1	11-7/16	12-1/2	10-7/16
P504-623*	10X3	1- 1/4	12-3/8	14-3/32	10-13/16
P504-624*	10X4	1- 7/16	12-1/2	14-11/16	10-13/16
P504-626	10X6	15/16	12	14- 1/16	10-13/16
P504-628	10X8	15/16	14-15/16	15- 1/2	13-15/16
P504-666*	12X6	1-9/16	17-3/4	19-3/4	19-3/8
P504-668*	12X8	1- 3/16	20-9/16	19-5/16	19-3/8
P504-670**	12X10	5/8	16-13/16	19-7/16	19-3/8

[†] Bushed
* Fabricated

P507 Double Combination Wye and 1/8 Bend

ALL HUB

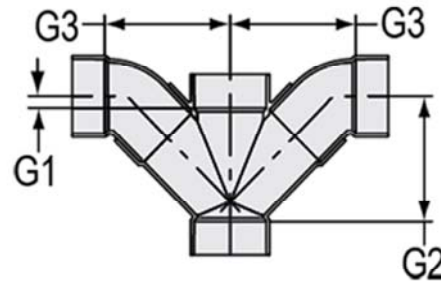


Part Number	Size	G1	G2	G3
P507-015	1-1/2	1/2	4-3/8	4-3/8
P507-020	2	9/16	5- 7/16	5-5/8
P507-030	3	7/8	7-3/8	7-9/16
P507-040	4	15/16	9-1/8	9-1/2
P507-251	2X2X1-1/2X1-1/2	3/8	4-21/32	4-23/32
P507-338	3X3X2X2	3/4	5-11/16	6-3/8
P507-420	4X4X2X2	7/8	5- 7/8	7- 1/32
P507-422	4X4X3X3	1	7-9/16	8-5/16
3792-060*	6	15/16	15- 7/16	12- 9/16
3792-080*	8	1/8	19-13/16	16- 1/8

P507 Double Combination Wye and 1/8 Bend

(Continued)

ALL HUB



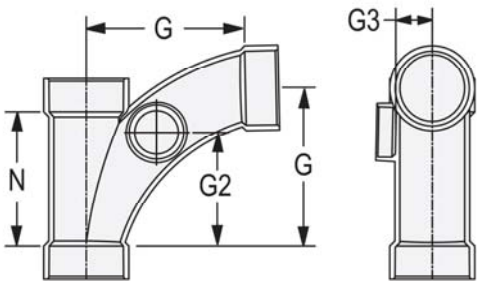
Part Number	Size	G1	G2	G3
3792-100*	10	5/8	23-13/16	19-1/4
3792-120*	12	1/4	27-3/8	22-15/16
3792-140*	14	1- 1/4	29- 5/8	29- 5/16
3792-528*	6X2	7/8	7- 1/2	8- 1/16
3792-530*	6X3	13/16	9- 7/16	9- 3/8
3792-532*	6X4	3/16	11- 9/16	11- 3/16
3792-578*	8X2	1- 5/8	8- 1/8	9- 1/16
3792-580*	8X3	1- 5/16	9-15/16	10- 5/16
3792-582*	8X4	3/4	12	12- 1/8
3792-585*	8X6	5/8	15	13- 9/16
3792-621*	10X2	1-11/16	8- 1/16	10- 1/16
3792-623*	10X3	1- 5/8	10- 1/8	11- 3/8
3792-624*	10X4	1- 1/4	12- 3/8	13- 1/8
3792-626*	10X6	1-11/16	16- 1/16	14- 9/16
3792-628*	10X8	3/4	20- 1/4	17- 3/16
3792-661*	12X2	2- 1/16	8- 7/16	11
3792-663*	12X3	1-13/16	10- 3/16	12- 5/16
3792-664*	12X4	1- 3/16	12- 5/16	14- 1/8
3792-666*	12X6	1- 5/8	15- 7/8	15- 1/2
3792-668*	12X8	1/2	20	18- 1/8
3792-670*	12X10	9/16	23-1/2	20-3/16
3792-691*	14X2	1- 7/8	8- 1/8	11- 5/8
3792-693*	14X3	2- 1/16	10- 7/16	12- 7/8
3792-694*	14X4	1- 1/2	12- 1/2	14-11/16
3792-696*	14X6	1- 7/16	15- 9/16	16- 1/8
3792-698*	14X8	5/16	19-11/16	18-11/16
3792-700*	14X10	5/16	23	20-13/16
3792-702*	14X12	9/16	28	23-9/16

* Fabricated



P515 Combination Wye and 1/8 Bend with Left Side Inlet

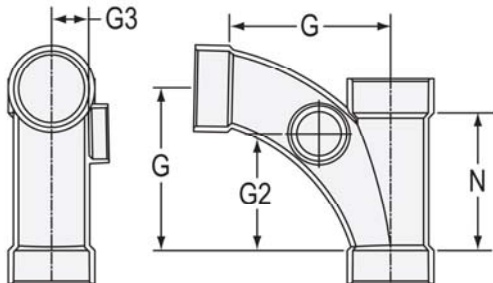
ALL HUB



Part Number	Size	G	G2	G3	N
P515-338	3X3X3X2	7- 9/16	6-5/16	1- 7/8	6-7/16

P516 Combination Wye and 1/8 Bend with Right Side Inlet

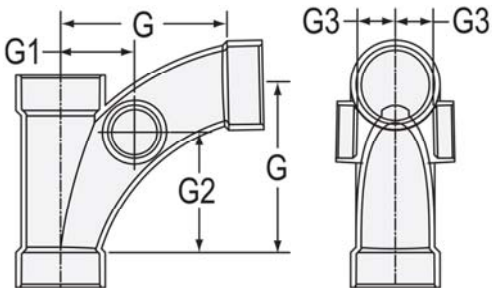
ALL HUB



Part Number	Size	G	G2	G3	N
P516-338	3X3X3X2	7- 9/16	6-5/16	1- 7/8	6-7/16

P517 Combination Wye and 1/8 Bend with R&L Side Inlets

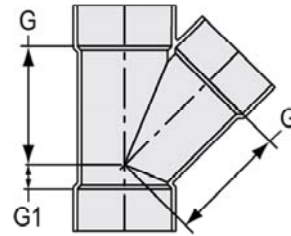
ALL HUB



Part Number	Size	G	G1	G2	G3
P517-338	3X3X3X2	7-19/32	4-19/32	6- 5/16	1-27/32

P600 Wye

ALL HUB

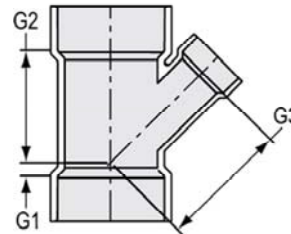


Part Number	Size	G	G1
P600-015	1-1/2	2-7/8	1-1/8
P600-020	2	3- 5/8	1- 3/8
P600-030	3	5	1-5/8
P600-040	4	6- 3/8	1- 7/8
P600-060	6	8- 7/16	1- 3/4
P600-080	8	11- 3/4	2- 3/8
P600-100	10	13-15/16	2- 1/2
P600-120	12	16- 1/4	3-3/16
3775-140*	14	7-3/16	21-3/16

* Fabricated

P601 Wye, Reducing

ALL HUB



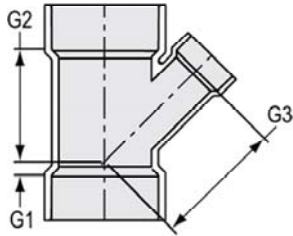
Part Number	Size	G1	G2	G3
P601-241	2X1-1/2X1-1/2	3/4	2-15/16	2-15/16
P601-251	2X2X1-1/2	1- 1/16	3- 5/16	3- 7/16
P601-257	2X1-1/2X2	1	3-1/2	3-3/8
P601-337	3X3X1-1/2	1/2	3- 3/4	4- 5/16
P601-338	3X3X2	7/8	4- 1/8	4- 5/8
P601-419	4X4X1-1/2	0	3- 3/4	4-1/2
P601-420	4X4X2	3/8	4-11/16	5- 9/16
P601-422	4X4X3	1- 1/16	5- 9/16	6
P601-528 ¹	6X6X2	3/8	6-3/4	8- 3/8
P601-530	6X6X3	1/4	6-15/16	7- 3/8
P601-532	6X6X4	1/4	6-11/16	7- 7/16
P601-578 ¹	8X8X2	3/8	7- 5/8	9-15/16
3775-580 ¹	8X3	1- 5/16	9-15/16	10- 7/8
P601-582	8X8X4	3/8	7- 5/8	8- 5/8
P601-585	8X8X6	1	9- 1/2	9-13/16
3775-621 ¹	10X2	1/2	10- 1/4	11- 3/16
3775-623 ¹	10X3	1/2	11- 1/4	12- 5/16



P601 Wye, Reducing

(Continued)

ALL HUB

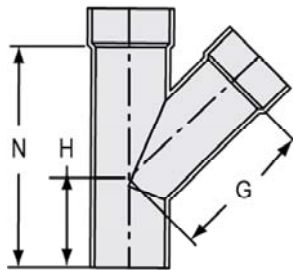


Part Number	Size	G1	G2	G3
P601-624 ¹	10X10X4	3/16	11	13-11/16
P601-626*	10X10X6	3/16	11	12
3775-626*	10X6	3-1/2	14-1/4	14-1/4
P601-628	10X10X8	1- 7/16	12- 1/2	13
P601-664 ¹	12X12X4	3-3/16	16-3/16	21-5/16
3775-661*	12X2	1- 1/8	11- 5/8	12- 9/16
3775-663*	12X3	3/8	12- 3/8	13-11/16
3775-664*	12X4	3/8	13- 1/8	14-11/16
3775-666*	12X6	2- 3/8	15- 1/8	15- 5/8
3775-668*	12X8	3- 7/8	16- 5/8	17- 1/16
P601-670 ¹	12X12X10	3-3/16	16-3/16	17-1/2
3775-691*	14X2	2	12	13- 7/16
3775-693*	14X3	3/4	13- 1/4	14- 9/16
3775-694*	14X4	0	14	15- 9/16
3775-696*	14X6	1- 1/2	15- 1/2	16- 1/2
3775-698*	14X8	3	17	17-15/16
3775-700*	14X10	4- 1/2	18- 1/2	19
3775-702*	14X12	7	21	20-15/16
3775-756*	16X6	1-7/8	17-7/8	21-1/16
3775-786*	18X6	7/8	18-7/8	22-1/4
3775-816*	20X6	-1/8	19-7/8	23-5/8
3775-906*	24X6	1-1/4	22-3/4	26-7/16

¹ Sized with Bushing
* Fabricated

P602 Wye, Street

S x H x H

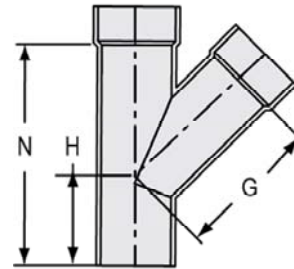


Part Number	Size	G	H	N
P602-015	1-1/2	2- 7/8	1- 7/8	4- 7/16
P602-020	2	3- 5/8	2- 5/32	5-13/16
P602-030	3	5	3	8

P602 Wye, Street

(Continued)

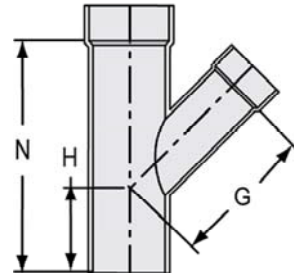
S x H x H



Part Number	Size	G	H	N
P602-040	4	6- 3/8	3-5/8	9- 15/16

P603 Wye, Street, Reducing

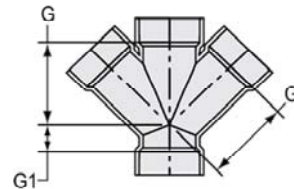
S x H x H



Part Number	Size	G	H	N
P603-251	2X2X1-1/2	3- 7/16	2	5-11/32
P603-420	4X4X2	5- 9/16	2- 7/32	6- 9/16
P603-422	4X4X3	6	2-13/16	8- 1/16

P611 Double Wye

ALL HUB



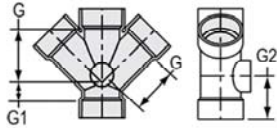
Part Number	Size	G	G1
P611-015	1-1/2	2- 7/8	1- 1/8
P611-020	2	3- 5/8	1- 3/8
P611-030	3	5	1- 5/8
P611-040	4	6-3/8	1-7/8
P611-060	6	8- 7/16	1-3/4
3776-080*	8	5-5/8	14-5/16
3776-100*	10	6-9/16	6-9/16
3776-120*	12	20-1/16	20-1/16
3776-140*	14	7-3/16	21-3/16

* Fabricated



P611S Double Wye, with 2" Side Inlet

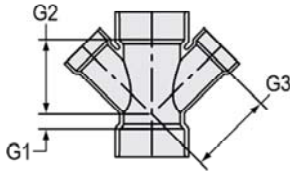
ALL HUB



Part Number	Size	G	G1	G2
P611S-030	3	4-15/16	1-9/16	3-3/4

P612 Double Wye, Reducing

ALL HUB

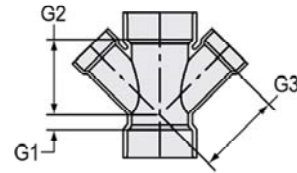


Part Number	Size	G1	G2	G3
P612-251	2X2X1-1/2X1-1/2	1- 1/16	3- 5/16	3- 7/16
P612-337	3X3X1-1/2X1-1/2	1/2	3- 3/4	4- 5/16
P612-338	3X3X2X2	7/8	4- 1/16	4- 5/8
P612-420	4X4X2X2	3/8	4- 11/16	5- 9/16
P612-422	4X4X3X3	1-1/16	5-9/16	6
3776-528*	6X2	7/8	7- 1/2	8- 7/16
3776-530*	6X3	1-13/16	8- 7/16	9- 9/16
P612-532	6X6X4X4	3/16	6-11/16	7-7/16
3776-578*	8X2	9/16	9- 3/16	9- 3/4
3776-580*	8X3	1- 5/16	9-15/16	10- 7/8
3776-582*	8X4	2- 1/16	10-11/16	11- 7/8
3776-585*	8X6	3- 1/2	12- 1/8	12-13/16
3776-621*	10X2	1/2	10- 1/4	11- 3/16
3776-623*	10X3	1/2	11- 1/4	12- 5/16
3776-624*	10X4	1- 7/16	12- 3/16	13- 5/16
3776-626*	10X6	3- 1/2	14- 1/4	14- 1/4
3776-628*	10X8	5- 1/8	15- 7/8	15-11/16
3776-661*	12X2	1- 1/8	11- 5/8	12- 9/16
3776-663*	12X3	3/8	12- 3/8	13-11/16
3776-664*	12X4	3/8	13- 1/8	14-11/16
3776-666*	12X6	2- 3/8	15- 1/8	15- 5/8
3776-668*	12X8	3- 7/8	16- 5/8	17- 1/16
3776-670*	12X10	5- 3/8	18- 1/8	18- 1/8

P612 Double Wye, Reducing

ALL HUB

(Continued)

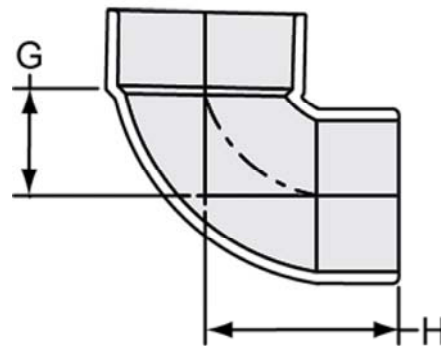


Part Number	Size	G1	G2	G3
3776-691*	14X2	2	12	13- 7/16
3776-693*	14X3	3/4	13- 1/4	14- 9/16
3776-694*	14X4	0	14	15- 9/16
3776-696*	14X6	1- 1/2	15- 1/2	16- 1/2
3776-698*	14X8	3	17	17-15/16
3776-700*	14X10	4- 1/2	18- 1/2	19
3776-702*	14X12	7	21	20-15/16
3776-756*	16X6	1-7/8	17-7/8	21-1/16
3776-786*	18X6	7/8	18-7/8	22-1/4
3776-816*	20X6	-1/8	19-7/8	23-5/8
3776-906*	24X6	1-1/4	22-3/4	26-7/16

* Fabricated

P335 Trap Elbow (for use with Traps only)

H x S

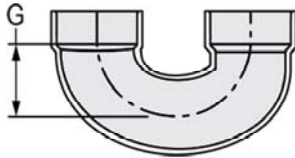


Part Number	Size	G	H
P335-030	3	2-1/4	3-7/8
P335-040	4	2-13/16	4-1/2



P700 Return Bend

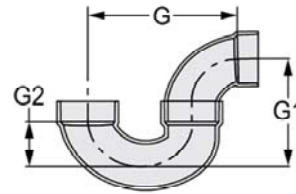
H x H



Part Number	Size	G
P700-015	1-1/2	1-7/16
P700-020	2	2- 3/8
P700-030	3	3
P700-040	4	3-3/4
P700-060	6	5
P700-080	8	6

P706X P-Trap

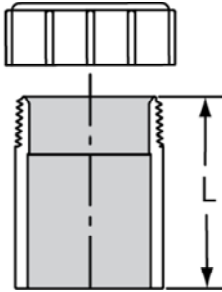
H x H



Part Number	Size	G	G1	G2
P706X-015	1-1/2	4-3/8	3-5/8	1-3/16
P706X-020	2	6- 1/2	4-5/8	2-3/8
P706X-030	3	8-7/8	6-7/8	3
P706X-040	4	11	8- 3/16	3-3/4
P706X-060	6	18-3/8	13- 1/4	5
P706X-080	8	22-9/16	16- 1/2	6
P706X-100	10	35-5/16	25- 1/4	9- 13/16
P706X-120	12	39-1/4	28- 1/8	10-3/4

P704P Tail Piece Adapter

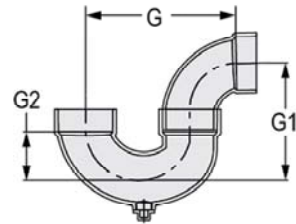
S x SLIP w/Plastic Nut - Built-in Washer



Part Number	Size	L
P704P-015	1-1/2	2- 1/2

P707X P-Trap w/Cleanout

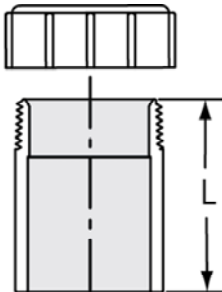
H x H



Part Number	Size	G	G1	G2
P707X-015	1-1/2	4- 3/16	3-13/16	1- 3/8

P704X Tail Piece Adapter

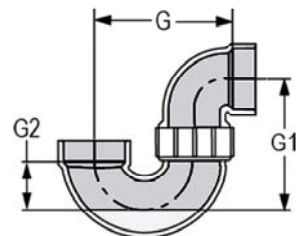
S x SLIP w/Chrome Nut & Washer



Part Number	Size	L
P704X-015	1-1/2	2- 1/2

P708P Adjustable P-Trap w/Plastic Nut

H x H

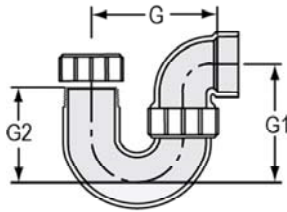


Part Number	Size	G	G1	G2
P708P-015	1-1/2	4-1/2	3- 3/4	1-7/16
P708P-020	2	6- 7/16	4- 3/8	2-5/16



P711P L.A. Pattern P-Trap w/Plastic Nut

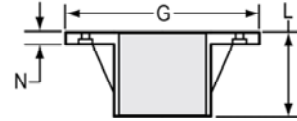
SLIP x H w/Plastic Nut & Washer



Part Number	Size	G	G1	G2
P711P-169	1-1/4X1-1/2	4-11/32	3- 3/4	3- 1/2
P711P-015	1-1/2	4-1/4	3- 7/8	3- 3/4

P800G Closet Flange w/Gussets

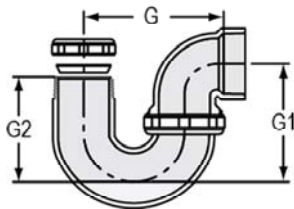
H



Part Number	Size	G	L	N
P800G-040	4	7	2	1/4

P711X L.A. Pattern P-Trap w/Chrome Nut

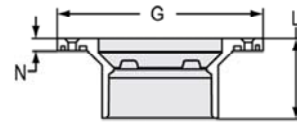
SLIP x H w/Chrome Nut & Washer



Part Number	Size	G	G1	G2
P711X-015	1-1/2	4- 1/4	3- 3/4	3- 1/2

P800KO Closet Flange with Knockout

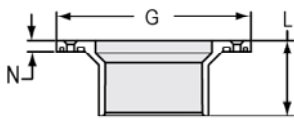
H



Part Number	Size	G	L	N
P800KO-422	4X3	7- 1/32	2-25/32	7/16

P800 Closet Flange

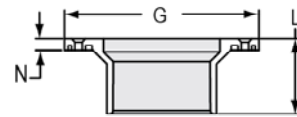
H



Part Number	Size	G	L	N
P800-422	4X3	7	2- 3/4	7/16
P800-040	4X4	7- 3/32	2	1/4

P800S Closet Flange with Stop

H

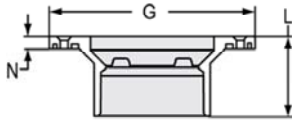


Part Number	Size	G	L	N
P800S-422	4X3	7	2- 3/4	7/16



P801 Closet Flange, Reducing

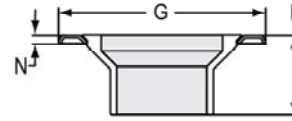
SPIGOT



Part Number	Size	G	L	N
P801-422	4X3	7	2- 3/4	1/2

P812 Closet Flange w/Adjustable Metal Ring

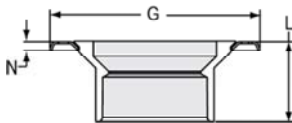
SPIGOT



Part Number	Size	G	L	N
P812-040	4	7- 1/32	2-13/32	9/32
P812-422	4X3	7	2-13/16	1- 5/16

P811 Closet Flange w/Adjustable Metal Ring

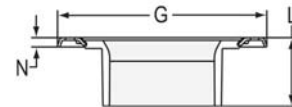
H



Part Number	Size	G	L	N
P811-040	4	7- 1/32	2- 3/32	9/32
P811-422	4X3	7- 1/32	2-23/32	9/32

P813 Flush Closet Flange w/Adjustable Metal Ring

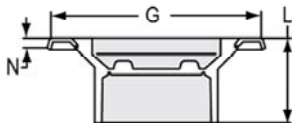
Fits Over 3" Pipe or Inside 4" Pipe



Part Number	Size	G	L	N
P813-422	4X3	7- 1/32	2- 1/4	9/32

P811KO Closet Flange w/Adjustable Metal Ring and Knockout

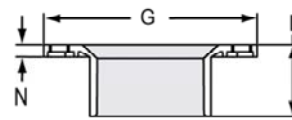
H



Part Number	Size	G	L	N
P811KO-422	4X3	7	2-23/32	9/32

P815 Flush Closet Flange

Fits Over 3" Pipe or Inside 4" Pipe

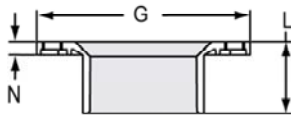


Part Number	Size	G	L	N
P815-040	4X4 / 4X3	7- 1/32	2- 3/8	15/32



P815KO Flush Closet Flange with Knockout

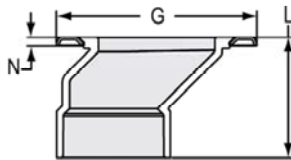
Fits Over 3" Pipe or Inside 4" Pipe



Part Number	Size	G	L	N
P815KO-040	4X4 / 4X3	7- 1/32	2- 3/8	15/32

P820 Offset Closet Flange w/Adjustable Metal Ring

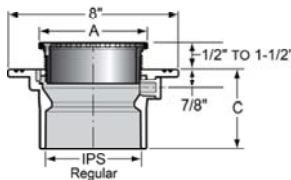
(1-1/2" Offset) H



Part Number	Size	G	L	N
P820-422	4X3	7	4- 7/32	9/32

Uniform Plumbing Code does not accept offset closet flanges

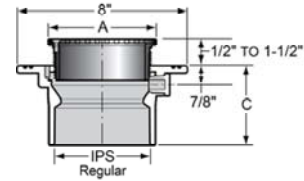
Floor Drain with Stainless Steel Adjustable Top w/Round Grate



Part Number	Size	A, Nom	C	IPS
P1500-015S	1-1/2X5	5	4- 3/16	1-1/2
P1600-015S	1-1/2X6	6	4- 3/16	1-1/2
P1700-015S	1-1/2X7	7	4- 3/16	1-1/2
P1800-015S	1-1/2X8	8	4- 3/16	1-1/2
P1500-020S	2X5	5	4	2

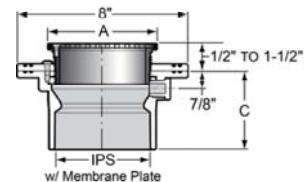
Floor Drain with Stainless Steel Adjustable Top w/Round Grate

(Continued)



Part Number	Size	A, Nom	C	IPS
P1600-020S	2X6	6	4	2
P1700-020S	2X7	7	4	2
P1800-020S	2X8	8	4	2
P1500-030S	3X5	5	4	3
P1600-030S	3X6	6	4	3
P1700-030S	3X7	7	4	3
P1800-030S	3X8	8	4	3
P1500-040S	4X5	5	3- 3/4	4
P1600-040S	4X6	6	3- 3/4	4
P1700-040S	4X7	7	3- 3/4	4
P1800-040S	4X8	8	3- 3/4	4

Floor Drain with Stainless Steel Adjustable Top w/Round Grate & Membrane Collar

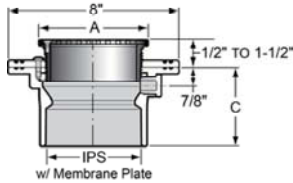


Part Number	Size	A, Nom	C	IPS
P150M-015S	1-1/2X5	5	4- 3/16	1-1/2
P160M-015S	1-1/2X6	6	4- 3/16	1-1/2
P170M-015S	1-1/2X7	7	4- 3/16	1-1/2
P180M-015S	1-1/2X8	8	4- 3/16	1-1/2
P150M-020S	2X5	5	4	2
P160M-020S	2X6	6	4	2
P170M-020S	2X7	7	4	2
P180M-020S	2X8	8	4	2
P150M-030S	3X5	5	4	3
P160M-030S	3X6	6	4	3
P170M-030S	3X7	7	4	3
P180M-030S	3X8	8	4	3
P150M-040S	4X5	5	3- 3/4	4
P160M-040S	4X6	6	3- 3/4	4
P170M-040S	4X7	7	3- 3/4	4



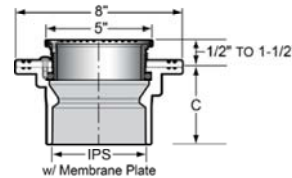
Floor Drain with Stainless Steel Adjustable Top w/Round Grate & Membrane Collar

(Continued)



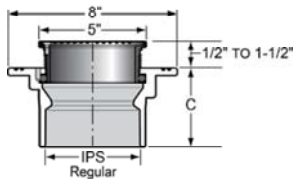
Part Number	Size	A, Nom	C	IPS
P180M-040S	4X8	8	3-3/4	4

Floor Cleanout w/Stainless Steel Adjustable Round Top, Solid Access Cover & Membrane Collar



Part Number	Size	C	IPS
P151M-015S	1-1/2X5	4- 3/16	1-1/2
P151M-020S	2X5	4	2
P151M-030S	3X5	4	3
P151M-040S	4X5	3- 3/4	4

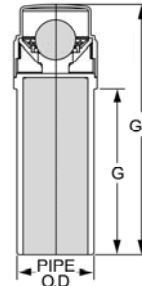
Floor Cleanout w/Stainless Steel Adjustable Round Top & Solid Access Cover



Part Number	Size	C	IPS
P1510-015S	1-1/2X5	4- 3/16	1-1/2
P1510-020S	2X5	4	2
P1510-030S	3X5	4	3
P1510-040S	4X5	3- 3/4	4

Air Admittance Valve

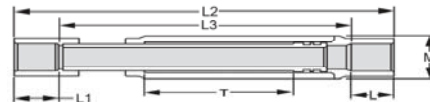
Spigot
Maximum 6 DFU (Drainage Fixture Units)



Part Number	Size	G	G1
AAV-015	1-1/2	4- 1/8	6- 1/4

S119 Expansion Joint

Soc x Soc - PVC White with EPDM O-ring



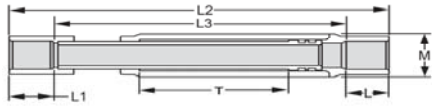
Part Number	Size	L	L1	L2	L3	M	T
S119-15	1-1/2	1-3/32	1-3/8	10-1/2	8-1/16	2-11/16	4
S119-20	2	1-3/16	1-1/2	11-1/2	8-3/4	3-3/16	4
S119-25	2-1/2	1-27/32	1-3/4	15-7/16	11-13/16	3-15/16	6
S119-30	3	1-15/16	1-7/8	15-5/8	11-13/16	4-5/8	6



S119 Expansion Joint

(Continued)

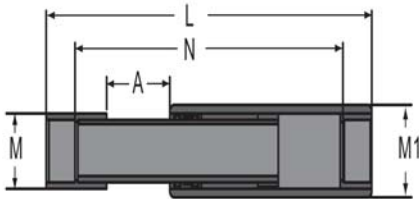
Soc x Soc - PVC White with EPDM O-ring



Part Number	Size	L	L1	L2	L3	M	T
S119-40	4	2-5/16	2-1/4	17-5/16	12-13/16	5-11/16	6
S119-60	6	3-1/16	3	20-1/2	14-7/16	8-7/16	6

826 Large Diameter Expansion Joint

Soc x Soc - PVC Gray with EPDM O-ring



Sizes 1-1/4" & Up Configuration

Part Number	Size	L-Closed	L-Open	M	M1	N-Closed	N-Open	T
826-080X6*	8	24-1/2	30-1/2	9-11/16	10- 3/4	16-9/16	22-9/16	6
826-100X6*	10	28-7/8	34-7/8	12-1/16	12- 3/4	18-7/8	24-7/8	6
826-120X6*	12	34	40	14-1/4	16	22	28	6
826-140X6*	14	40-3/4	46-3/4	15-1/2	16	26	32	6

* Fabricated

